


EMPRESA SOCIAL DEL ESTADO BARRANCABERMEJA
EJECUCION DE INGRESOS

PERIODO

Periodo comprendido entre: ENERO 01 DE 2022 y ENERO 31 DE 2022

| CODIGO PPTAL | DENOMINACION PPTAL | PPTO INICIAL | ADICIONES | REDUCCION | CREDITO | CONTRA CREDITOS | PPTO DEFINITIVO | RECONOCIMIENTO | | | RECAUDOS | | |
|----------------|--|----------------|-----------|-----------|---------|-----------------|-----------------|----------------|-------------------------|--------------------|---------------|--------------------|--------------------|
| | | | | | | | | ENERO | RECOCIMIENTO ACUMULADAS | SALDO POR EJECUTAR | ENERO | RECAUDOS ACUMULADO | CUENTAS POR COBRAR |
| I. | PRESUPUESTO DE INGRESOS | 16,823,805,546 | 0 | 0 | 0 | 0 | 16,823,805,546 | 1,491,270,035 | 1,491,270,035 | 15,332,535,511 | 1,454,941,117 | 1,454,941,117 | 36,328,918 |
| I.0000 | DISPONIBILIDAD INICIAL | 0 | 0 | 0 | 0 | 0 | 0 | 0 | 0 | 0 | 0 | 0 | 0 |
| I.1000 | INGRESOS CORRIENTES | 15,323,805,546 | 0 | 0 | 0 | 0 | 15,323,805,546 | 1,026,425,906 | 1,026,425,906 | 14,297,379,640 | 990,096,988 | 990,096,988 | 36,328,918 |
| I.1100 | INGRESOS DE EXPLOTACION | 14,306,500,000 | 0 | 0 | 0 | 0 | 14,306,500,000 | 1,016,145,868 | 1,016,145,868 | 13,290,354,132 | 979,816,950 | 979,816,950 | 36,328,918 |
| I.1110 | Venta de Servicios | 14,306,500,000 | 0 | 0 | 0 | 0 | 14,306,500,000 | 1,016,145,868 | 1,016,145,868 | 13,290,354,132 | 979,816,950 | 979,816,950 | 36,328,918 |
| I.1111 | Régimen Contributivo | 200,000,000 | 0 | 0 | 0 | 0 | 200,000,000 | 7,877,222 | 7,877,222 | 192,122,778 | 0 | 0 | 7,877,222 |
| I.1112 | Régimen Subsidiado | 13,980,000,000 | 0 | 0 | 0 | 0 | 13,980,000,000 | 993,176,565 | 993,176,565 | 12,986,823,435 | 974,266,769 | 974,266,769 | 18,909,796 |
| I.1112-01 | Subsidios Totales | 13,980,000,000 | 0 | 0 | 0 | 0 | 13,980,000,000 | 993,176,565 | 993,176,565 | 12,986,823,435 | 974,266,769 | 974,266,769 | 18,909,796 |
| I.1112-02 | Subsidios Parciales | 0 | 0 | 0 | 0 | 0 | 0 | 0 | 0 | 0 | 0 | 0 | 0 |
| I.1113 | Ecat- Soat | 5,000,000 | 0 | 0 | 0 | 0 | 5,000,000 | 374,238 | 374,238 | 4,625,762 | 0 | 0 | 374,238 |
| I.1114 | Cuotas de Recuperación | 41,500,000 | 0 | 0 | 0 | 0 | 41,500,000 | 5,550,181 | 5,550,181 | 35,949,819 | 5,550,181 | 5,550,181 | 0 |
| I.1115 | Particulares | 80,000,000 | 0 | 0 | 0 | 0 | 80,000,000 | 9,167,662 | 9,167,662 | 70,832,338 | 0 | 0 | 9,167,662 |
| I.1116 | Otras I.P.S | 0 | 0 | 0 | 0 | 0 | 0 | 0 | 0 | 0 | 0 | 0 | 0 |
| I.1117 | Otras Entidades, Convenio | 0 | 0 | 0 | 0 | 0 | 0 | 10,280,038 | 10,280,038 | -10,280,038 | 10,280,038 | 10,280,038 | 0 |
| I.1117-01 | Convenio Municipio - Vinculados | 0 | 0 | 0 | 0 | 0 | 0 | 0 | 0 | 0 | 0 | 0 | 0 |
| I.1117-02 | Plan de Intervenciones Colectivas | 0 | 0 | 0 | 0 | 0 | 0 | 0 | 0 | 0 | 0 | 0 | 0 |
| I.1117-03 | APS | 0 | 0 | 0 | 0 | 0 | 0 | 0 | 0 | 0 | 0 | 0 | 0 |
| I.1117-04 | Otros Convenios | 0 | 0 | 0 | 0 | 0 | 0 | 10,280,038 | 10,280,038 | -10,280,038 | 10,280,038 | 10,280,038 | 0 |
| I.1117-05-ECOP | Contrato Ecopetrol | 0 | 0 | 0 | 0 | 0 | 0 | 0 | 0 | 0 | 0 | 0 | 0 |
| I.1117-06- | Otros aportes de la nacion No Ligados a La Venta de Servicios de Salud | 0 | 0 | 0 | 0 | 0 | 0 | 0 | 0 | 0 | 0 | 0 | 0 |
| I.1200 | APORTES | 0 | 0 | 0 | 0 | 0 | 0 | 0 | 0 | 0 | 0 | 0 | 0 |
| I.1212 | Situado Fiscal- Aportes Patronales | 0 | 0 | 0 | 0 | 0 | 0 | 0 | 0 | 0 | 0 | 0 | 0 |
| I.1213 | Aportes PSFF | 0 | 0 | 0 | 0 | 0 | 0 | 0 | 0 | 0 | 0 | 0 | 0 |
| I.1214 | Aportes Nacion | 0 | 0 | 0 | 0 | 0 | 0 | 0 | 0 | 0 | 0 | 0 | 0 |
| I.1215 | Aportes Municipio | 0 | 0 | 0 | 0 | 0 | 0 | 0 | 0 | 0 | 0 | 0 | 0 |
| I.1300 | OTROS INGRESOS CORRIENTES | 0 | 0 | 0 | 0 | 0 | 0 | 0 | 0 | 0 | 0 | 0 | 0 |
| I.1330 | Otros Ingresos | 0 | 0 | 0 | 0 | 0 | 0 | 0 | 0 | 0 | 0 | 0 | 0 |
| I.2000 | INGRESOS DE CAPITAL | 1,500,000,000 | 0 | 0 | 0 | 0 | 1,500,000,000 | 464,844,129 | 464,844,129 | 1,035,155,871 | 464,844,129 | 464,844,129 | 0 |
| I.2100 | Recuperación de Cartera | 1,500,000,000 | 0 | 0 | 0 | 0 | 1,500,000,000 | 464,450,207 | 464,450,207 | 1,035,549,793 | 464,450,207 | 464,450,207 | 0 |
| I.2101 | Rendimientos Financieros | 0 | 0 | 0 | 0 | 0 | 0 | 393,922 | 393,922 | -393,922 | 393,922 | 393,922 | 0 |


ELISA FERNANDA PEÑA REYES
 Subdirectora Administrativa y Financiera

EMPRESA SOCIAL DEL ESTADO BARRANCABERMEJA

Periodo comprendido entre: ENERO 01 DE 2022 y ENERO 31 DE 2022

EJECUCION DE GASTOS PAGOS ACUMULADOS Y CUENTAS POR PAGAR

PAGOS

| CODIGO PPTAL | DENOMINACION PPTAL | PPTO INICIAL | ADICIONES | REDUCCION | CREDITO | CONTRA CREDITOS | PPTO DEFINITIVO | ENERO | PAGOS ACUMULADAS | REGISTROS POR PAGAR | OBLIGACION POR PAGAR |
|---------------|--|-----------------------|-----------|-----------|-------------------|-------------------|-----------------------|----------------------|----------------------|----------------------|----------------------|
| G | PRESUPUESTO DE GASTOS | 16,823,805,546 | 0 | 0 | 44,242,742 | 44,242,742 | 16,823,805,546 | 1,250,278,639 | 1,250,278,639 | 2,735,381,005 | 850,983,008 |
| GF. | GASTOS DE FUNCIONAMIENTO | 15,080,805,546 | 0 | 0 | 31,765,592 | 31,765,592 | 15,080,805,546 | 1,128,419,520 | 1,128,419,520 | 2,064,584,291 | 753,254,318 |
| GF.100000 | GASTOS DE PERSONAL | 10,796,220,382 | 0 | 0 | 0 | 0 | 10,796,220,382 | 243,990,727 | 243,990,727 | 1,230,805,234 | 468,741,588 |
| GF.1010000 | GASTOS DE ADMINISTRACION | 3,364,276,926 | 0 | 0 | 0 | 0 | 3,364,276,926 | 92,162,937 | 92,162,937 | 845,285,793 | 179,372,430 |
| GF.1010100 | Servicios Personales Asociados a la Nómina | 1,457,480,288 | 0 | 0 | 0 | 0 | 1,457,480,288 | 91,898,221 | 91,898,221 | 11,911,625 | 11,911,625 |
| GF.1010101 | Sueldos | 1,137,398,028 | 0 | 0 | 0 | 0 | 1,137,398,028 | 76,915,314 | 76,915,314 | 0 | 0 |
| GF.1010104 | Otros | 320,082,260 | 0 | 0 | 0 | 0 | 320,082,260 | 14,982,907 | 14,982,907 | 11,911,625 | 11,911,625 |
| GF.1010104-01 | Bonificación Por Servicios Prestados | 33,696,852 | 0 | 0 | 0 | 0 | 33,696,852 | 2,699,940 | 2,699,940 | 2,601,228 | 2,601,228 |
| GF.1010104-02 | Vacaciones | 74,548,864 | 0 | 0 | 0 | 0 | 74,548,864 | 5,714,568 | 5,714,568 | 4,925,988 | 4,925,988 |
| GF.1010104-03 | Prima de Vacaciones | 50,828,773 | 0 | 0 | 0 | 0 | 50,828,773 | 3,923,168 | 3,923,168 | 3,888,938 | 3,888,938 |
| GF.1010104-04 | Prima de Navidad | 105,893,272 | 0 | 0 | 0 | 0 | 105,893,272 | 244,363 | 244,363 | 0 | 0 |
| GF.1010104-05 | Prima de Servicios | 48,795,621 | 0 | 0 | 0 | 0 | 48,795,621 | 1,886,605 | 1,886,605 | 0 | 0 |
| GF.1010104-06 | Bonificación especial de Recreacion. | 6,318,878 | 0 | 0 | 0 | 0 | 6,318,878 | 514,263 | 514,263 | 495,471 | 495,471 |
| GF.1010200 | Servicios Personales Indirectos | 1,516,359,600 | 0 | 0 | 0 | 0 | 1,516,359,600 | 0 | 0 | 804,438,279 | 138,524,916 |
| GF.1010200-01 | Honorarios | 168,820,260 | 0 | 0 | 0 | 0 | 168,820,260 | 0 | 0 | 96,372,000 | 7,532,800 |
| GF.1010200-02 | Remuneración de Servicios Técnicos | 1,347,539,340 | 0 | 0 | 0 | 0 | 1,347,539,340 | 0 | 0 | 708,066,279 | 130,992,116 |
| GF.1010300 | Contribuciones Nomina Sector Privado | 264,729,576 | 0 | 0 | 0 | 0 | 264,729,576 | 264,716 | 264,716 | 16,842,089 | 16,842,089 |
| GF.1010302 | Contribuciones Nomina Sector Privado con Situacion de Fondos | 264,729,576 | 0 | 0 | 0 | 0 | 264,729,576 | 264,716 | 264,716 | 16,842,089 | 16,842,089 |
| GF.1010302-01 | Aportes a Seguridad Social | 46,584,643 | 0 | 0 | 0 | 0 | 46,584,643 | 0 | 0 | 6,763,664 | 6,763,664 |
| GF.1010302-02 | Reserva Pensional | 13,108,568 | 0 | 0 | 0 | 0 | 13,108,568 | 0 | 0 | 2,598,825 | 2,598,825 |
| GF.1010302-03 | Reserva para Cesantías | 122,697,770 | 0 | 0 | 0 | 0 | 122,697,770 | 264,716 | 264,716 | 0 | 0 |
| GF.1010302-04 | Riesgos Profesionales | 28,527,871 | 0 | 0 | 0 | 0 | 28,527,871 | 0 | 0 | 3,644,200 | 3,644,200 |
| GF.1010302-05 | Caja de Compensación Familiar | 53,810,724 | 0 | 0 | 0 | 0 | 53,810,724 | 0 | 0 | 3,835,400 | 3,835,400 |
| GF.1010400 | Contribuciones Nomina Sector Público | 125,707,462 | 0 | 0 | 0 | 0 | 125,707,462 | 0 | 0 | 12,093,800 | 12,093,800 |
| GF.1010402 | Contribuciones Nomina Sector Publico con Situacion de Fondos | 125,707,462 | 0 | 0 | 0 | 0 | 125,707,462 | 0 | 0 | 12,093,800 | 12,093,800 |
| GF.1010402-01 | Aportes Seguridad Social | 0 | 0 | 0 | 0 | 0 | 0 | 0 | 0 | 0 | 0 |
| GF.1010402-02 | Reserva Pensional | 52,657,987 | 0 | 0 | 0 | 0 | 52,657,987 | 0 | 0 | 7,298,400 | 7,298,400 |
| GF.1010402-03 | Reserva para Cesantías | 5,786,068 | 0 | 0 | 0 | 0 | 5,786,068 | 0 | 0 | 0 | 0 |
| GF.1010402-04 | I.C.B.F. | 40,358,045 | 0 | 0 | 0 | 0 | 40,358,045 | 0 | 0 | 2,877,100 | 2,877,100 |
| GF.1010402-05 | SENA | 26,905,362 | 0 | 0 | 0 | 0 | 26,905,362 | 0 | 0 | 1,918,300 | 1,918,300 |
| GF.1020000 | GASTOS DE OPERACION | 7,431,943,456 | 0 | 0 | 0 | 0 | 7,431,943,456 | 151,827,790 | 151,827,790 | 385,519,441 | 289,369,158 |
| GF.1020100 | Servicios Personales Asociados a la Nómina | 2,907,210,694 | 0 | 0 | 0 | 0 | 2,907,210,694 | 151,827,790 | 151,827,790 | 41,719,426 | 41,719,426 |
| GF.1020101 | Sueldos | 2,263,454,832 | 0 | 0 | 0 | 0 | 2,263,454,832 | 151,827,790 | 151,827,790 | 0 | 0 |
| GF.1020104 | Otros | 643,755,862 | 0 | 0 | 0 | 0 | 643,755,862 | 0 | 0 | 41,719,426 | 41,719,426 |
| GF.1020104-01 | Bonificación Por Servicios Prestados | 69,316,680 | 0 | 0 | 0 | 0 | 69,316,680 | 0 | 0 | 9,146,119 | 9,146,119 |
| GF.1020104-02 | Vacaciones | 148,702,835 | 0 | 0 | 0 | 0 | 148,702,835 | 0 | 0 | 17,255,558 | 17,255,558 |
| GF.1020104-03 | Prima de Vacaciones | 101,388,305 | 0 | 0 | 0 | 0 | 101,388,305 | 0 | 0 | 13,622,810 | 13,622,810 |
| GF.1020104-04 | Prima de Navidad | 211,225,628 | 0 | 0 | 0 | 0 | 211,225,628 | 0 | 0 | 0 | 0 |
| GF.1020104-05 | Prima de Servicios | 100,547,665 | 0 | 0 | 0 | 0 | 100,547,665 | 0 | 0 | 0 | 0 |
| GF.1020104-06 | Bonificación especial de Recreacion. | 12,574,749 | 0 | 0 | 0 | 0 | 12,574,749 | 0 | 0 | 1,694,939 | 1,694,939 |
| GF.1020200 | Servicios Personales Indirectos | 3,461,410,176 | 0 | 0 | 0 | 0 | 3,461,410,176 | 0 | 0 | 289,082,636 | 192,932,353 |
| GF.1020200-01 | Remuneración Servicios Técnicos | 3,461,410,176 | 0 | 0 | 0 | 0 | 3,461,410,176 | 0 | 0 | 289,082,636 | 192,932,353 |
| GF.1020300 | Contribuciones Nómina Sector Privado | 673,445,415 | 0 | 0 | 0 | 0 | 673,445,415 | 0 | 0 | 29,596,729 | 29,596,729 |
| GF.1020302 | Contribuciones Nomina Sector Privado Con Situacion de Fondos | 673,445,415 | 0 | 0 | 0 | 0 | 673,445,415 | 0 | 0 | 29,596,729 | 29,596,729 |
| GF.1020302-01 | Aportes a Seguridad Social | 210,925,320 | 0 | 0 | 0 | 0 | 210,925,320 | 0 | 0 | 15,001,104 | 15,001,104 |

EMPRESA SOCIAL DEL ESTADO BARRANCABERMEJA

Periodo comprendido entre: ENERO 01 DE 2022 y ENERO 31 DE 2022

EJECUCION DE GASTOS PAGOS ACUMULADOS Y CUENTAS POR PAGAR

PAGOS

| CODIGO PPTAL | DENOMINACION PPTAL | PPTO INICIAL | ADICIONES | REDUCCION | CREDITO | CONTRA CREDITOS | PPTO DEFINITIVO | ENERO | PAGOS ACUMULADAS | REGISTROS POR PAGAR | OBLIGACION POR PAGAR |
|-----------------|--|---------------|-----------|-----------|------------|-----------------|-----------------|------------|------------------|---------------------|----------------------|
| GF.1020302-02 | Reserva Pensional | 87,022,051 | 0 | 0 | 0 | 0 | 87,022,051 | 0 | 0 | 5,265,525 | 5,265,525 |
| GF.1020302-03 | Reserva Para Cesantias | 211,335,317 | 0 | 0 | 0 | 0 | 211,335,317 | 0 | 0 | 0 | 0 |
| GF.1020302-04 | Riesgos Profesionales | 56,826,314 | 0 | 0 | 0 | 0 | 56,826,314 | 0 | 0 | 1,967,200 | 1,967,200 |
| GF.1020302-05 | Caja de Compensación Familiar | 107,336,413 | 0 | 0 | 0 | 0 | 107,336,413 | 0 | 0 | 7,362,900 | 7,362,900 |
| GF.1020400 | Contribuciones Nómina Sector Público | 389,877,171 | 0 | 0 | 0 | 0 | 389,877,171 | 0 | 0 | 25,120,650 | 25,120,650 |
| GF.1020402 | Contribuciones Nómina Sector Público con Situación de Fondos | 389,877,171 | 0 | 0 | 0 | 0 | 389,877,171 | 0 | 0 | 25,120,650 | 25,120,650 |
| GF.1020402-01. | Aportes Seguridad Social | 0 | 0 | 0 | 0 | 0 | 0 | 0 | 0 | 0 | 0 |
| GF.1020402-02 | Reserva Pensional | 210,754,872 | 0 | 0 | 0 | 0 | 210,754,872 | 0 | 0 | 15,914,450 | 15,914,450 |
| GF.1020402-03 | Reserva Para cesantias | 44,951,780 | 0 | 0 | 0 | 0 | 44,951,780 | 0 | 0 | 0 | 0 |
| GF.1020402-04 | I.C.B.F | 80,502,312 | 0 | 0 | 0 | 0 | 80,502,312 | 0 | 0 | 5,522,900 | 5,522,900 |
| GF.1020402-05 | SENA | 53,668,207 | 0 | 0 | 0 | 0 | 53,668,207 | 0 | 0 | 3,683,300 | 3,683,300 |
| GF.1030000 | PASIVOS PSFF | 0 | 0 | 0 | 0 | 0 | 0 | 0 | 0 | 0 | 0 |
| GF.1030100 | ACREEDORES LABORALES | 0 | 0 | 0 | 0 | 0 | 0 | 0 | 0 | 0 | 0 |
| GF.2000000 | GASTOS GENERALES | 3,184,585,164 | 0 | 0 | 31,765,592 | 31,765,592 | 3,184,585,164 | 62,919,209 | 62,919,209 | 657,454,013 | 130,235,933 |
| GF.2010000 | GASTOS DE ADMINISTRACION | 389,023,520 | 0 | 0 | 0 | 0 | 389,023,520 | 11,066,267 | 11,066,267 | 92,862,672 | 29,933,638 |
| GF.2010100 | Adquisición de Bienes | 62,400,000 | 0 | 0 | 0 | 0 | 62,400,000 | 0 | 0 | 20,200,000 | 2,076,669 |
| GF.2010100-01 | Compra de Equipos | 0 | 0 | 0 | 0 | 0 | 0 | 0 | 0 | 0 | 0 |
| GF.2010100-02 | Materiales y Suministro | 62,400,000 | 0 | 0 | 0 | 0 | 62,400,000 | 0 | 0 | 20,200,000 | 2,076,669 |
| GF.2010200 | Adquisición de Servicios | 316,623,520 | 0 | 0 | 0 | 0 | 316,623,520 | 10,992,800 | 10,992,800 | 72,662,672 | 27,856,969 |
| GF.2010200-01 | Mantenimiento | 56,455,520 | 0 | 0 | 0 | 0 | 56,455,520 | 0 | 0 | 20,359,402 | 11,758,007 |
| GF.2010200-0101 | Mantenimiento y Reparaciones General | 3,000,000 | 0 | 0 | 0 | 0 | 3,000,000 | 0 | 0 | 1,000,000 | 0 |
| GF.2010200-0102 | Servicio de Aseo | 24,455,520 | 0 | 0 | 0 | 0 | 24,455,520 | 0 | 0 | 13,359,402 | 9,471,217 |
| GF.2010200-0103 | Gastos de Computador | 5,000,000 | 0 | 0 | 0 | 0 | 5,000,000 | 0 | 0 | 0 | 0 |
| GF.2010200-0104 | Combustibles, lubricantes y Llantas | 24,000,000 | 0 | 0 | 0 | 0 | 24,000,000 | 0 | 0 | 6,000,000 | 2,286,790 |
| GF.2010200-02 | Servicios Públicos | 67,560,000 | 0 | 0 | 0 | 0 | 67,560,000 | 0 | 0 | 7,180,693 | 7,180,693 |
| GF.2010200-03 | Seguros | 15,000,000 | 0 | 0 | 0 | 0 | 15,000,000 | 10,992,800 | 10,992,800 | 4,007,200 | 0 |
| GF.2010200-04 | Impresos y Publicaciones | 6,000,000 | 0 | 0 | 0 | 0 | 6,000,000 | 0 | 0 | 0 | 0 |
| GF.2010200-05 | Comunicaciones y Transporte | 62,208,000 | 0 | 0 | 0 | 0 | 62,208,000 | 0 | 0 | 20,736,000 | 4,838,400 |
| GF.2010200-06 | Viáticos y Gastos de Viaje | 10,000,000 | 0 | 0 | 0 | 0 | 10,000,000 | 0 | 0 | 0 | 0 |
| GF.2010200-07 | Bienestar Social | 5,000,000 | 0 | 0 | 0 | 0 | 5,000,000 | 0 | 0 | 0 | 0 |
| GF.2010200-08 | Capacitación | 10,000,000 | 0 | 0 | 0 | 0 | 10,000,000 | 0 | 0 | 0 | 0 |
| GF.2010200-09 | Arrendamientos | 0 | 0 | 0 | 0 | 0 | 0 | 0 | 0 | 0 | 0 |
| GF.2010200-10 | Servicios de Vigilancia | 83,400,000 | 0 | 0 | 0 | 0 | 83,400,000 | 0 | 0 | 19,379,377 | 4,079,869 |
| GF.2010200-11 | Salud ocupacional | 1,000,000 | 0 | 0 | 0 | 0 | 1,000,000 | 0 | 0 | 1,000,000 | 0 |
| GF.2010300 | Otros Gastos Generales | 10,000,000 | 0 | 0 | 0 | 0 | 10,000,000 | 73,467 | 73,467 | 0 | 0 |
| GF.2010300-01 | Comisiones, Intereses y Gastos | 10,000,000 | 0 | 0 | 0 | 0 | 10,000,000 | 73,467 | 73,467 | 0 | 0 |
| GF.2020000 | GASTOS DE OPERACION | 2,795,561,644 | 0 | 0 | 31,765,592 | 31,765,592 | 2,795,561,644 | 51,852,942 | 51,852,942 | 564,591,341 | 100,302,295 |
| GF.2020100 | Adquisición de Bienes | 156,000,000 | 0 | 0 | 24,912,650 | 24,912,650 | 156,000,000 | 0 | 0 | 109,912,650 | 0 |
| GF.2020102 | Otros | 156,000,000 | 0 | 0 | 24,912,650 | 24,912,650 | 156,000,000 | 0 | 0 | 109,912,650 | 0 |
| GF.2020102-01 | Compra de Equipo | 0 | 0 | 0 | 24,912,650 | 24,912,650 | 0 | 0 | 0 | 24,912,650 | 0 |
| GF.2020102-02 | Materiales y Suministros | 156,000,000 | 0 | 0 | 0 | 24,912,650 | 131,087,350 | 0 | 0 | 85,000,000 | 0 |
| GF.2020200 | Adquisición de Servicios | 2,639,561,644 | 0 | 0 | 6,852,942 | 6,852,942 | 2,639,561,644 | 51,852,942 | 51,852,942 | 454,678,691 | 100,302,295 |
| GF.2020200-01 | Mantenimiento | 658,869,480 | 0 | 0 | 0 | 0 | 658,869,480 | 0 | 0 | 239,292,542 | 17,727,482 |
| GF.2020200-0101 | Mantenimiento y Reparacion general | 251,036,698 | 0 | 0 | 0 | 0 | 251,036,698 | 0 | 0 | 49,300,000 | 0 |


EMPRESA SOCIAL DEL ESTADO BARRANCABERMEJA

Periodo comprendido entre: ENERO 01 DE 2022 y ENERO 31 DE 2022

EJECUCION DE GASTOS PAGOS ACUMULADOS Y CUENTAS POR PAGAR

PAGOS

| CODIGO PPTAL | DENOMINACION PPTAL | PPTO INICIAL | ADICIONES | REDUCCION | CREDITO | CONTRA CREDITOS | PPTO DEFINITIVO | ENERO | PAGOS ACUMULADAS | REGISTROS POR PAGAR | OBLIGACION POR PAGAR |
|---------------|---|--------------|-----------|-----------|---------|-----------------|-----------------|------------|------------------|---------------------|----------------------|
| GP.8001100-02 | Dotacion Hospitalaria | 0 | 0 | 0 | 0 | 0 | 0 | 0 | 0 | 0 | 0 |
| GP.8001100-03 | Otros Gastos de Inversion | 0 | 0 | 0 | 0 | 0 | 0 | 0 | 0 | 0 | 0 |
| GP.8002200 | CUENTA POR PAGAR VIG ANTERIORES INVERSION | 0 | 0 | 0 | 0 | 0 | 0 | 0 | 0 | 0 | 0 |
| GP.8002200-01 | CUENTA POR PAGAR VIG ANTERIORES INVERSION | 300,000,000 | 0 | 0 | 0 | 0 | 300,000,000 | 59,636,498 | 59,636,498 | 104,694,200 | -59,636,498 |
| GP.8003300 | PASIVOS DE VIGENCIAS EXPIRADAS | 0 | 0 | 0 | 0 | 0 | 0 | 0 | 0 | 0 | 0 |
| GP.8003300-01 | PASIVOS DE VIGENCIAS EXPIRADAS DE GASTOS Y/O PROYECTOS DE INVERSION | 0 | 0 | 0 | 0 | 0 | 0 | 0 | 0 | 0 | 0 |



ELISA FERNANDA PEÑA REYES
Subdirectora Administrativa y Financiera

EMPRESA SOCIAL DEL ESTADO BARRANCABERMEJA
EJECUCION DE GASTOS REGISTROS ACUMULADOS

| CODIGO PPTAL | DENOMINACION PPTAL | PPTO INICIAL | ADICIONES | REDUCCION | CREDITO | CONTRA CREDITOS | PPTO DEFINITIVO | ENERO | COMPROMISOS ACUMULADOS | SALDO POR EJECUTAR | SALDO POR COMPROMETER |
|---------------|--|----------------|-----------|-----------|------------|-----------------|-----------------|---------------|------------------------|--------------------|-----------------------|
| G | PRESUPUESTO DE GASTOS | 16,823,805,546 | 0 | 0 | 44,242,742 | 44,242,742 | 16,823,805,546 | 3,985,659,644 | 3,985,659,644 | 12,770,145,902 | 12,838,145,901,94 |
| GF. | GASTOS DE FUNCIONAMIENTO | 15,080,805,546 | 0 | 0 | 31,765,592 | 31,765,592 | 15,080,805,546 | 3,193,003,811 | 3,193,003,811 | 11,819,801,735 | 11,887,801,735 |
| GF.1000000 | GASTOS DE PERSONAL | 10,796,220,382 | 0 | 0 | 0 | 0 | 10,796,220,382 | 1,474,795,961 | 1,474,795,961 | 9,321,424,421 | 9,321,424,421 |
| GF.1010000 | GASTOS DE ADMINISTRACION | 3,364,276,926 | 0 | 0 | 0 | 0 | 3,364,276,926 | 937,448,730 | 937,448,730 | 2,426,828,196 | 2,426,828,196 |
| GF.1010100 | Servicios Personales Asociados a la Nómina | 1,457,480,288 | 0 | 0 | 0 | 0 | 1,457,480,288 | 103,809,846 | 103,809,846 | 1,353,670,442 | 1,353,670,442 |
| GF.1010101 | Sueldos | 1,137,398,028 | 0 | 0 | 0 | 0 | 1,137,398,028 | 76,915,314 | 76,915,314 | 1,060,482,714 | 1,060,482,714 |
| GF.1010104 | Otros | 320,082,260 | 0 | 0 | 0 | 0 | 320,082,260 | 26,894,532 | 26,894,532 | 293,187,728 | 293,187,728 |
| GF.1010104-01 | Bonificación Por Servicios Prestados | 33,696,852 | 0 | 0 | 0 | 0 | 33,696,852 | 5,301,168 | 5,301,168 | 28,395,684 | 28,395,684 |
| GF.1010104-02 | Vacaciones | 74,548,864 | 0 | 0 | 0 | 0 | 74,548,864 | 10,640,556 | 10,640,556 | 63,908,308 | 63,908,308 |
| GF.1010104-03 | Prima de Vacaciones | 50,828,773 | 0 | 0 | 0 | 0 | 50,828,773 | 7,812,106 | 7,812,106 | 43,016,667 | 43,016,667 |
| GF.1010104-04 | Prima de Navidad | 105,893,272 | 0 | 0 | 0 | 0 | 105,893,272 | 244,363 | 244,363 | 105,648,909 | 105,648,909 |
| GF.1010104-05 | Prima de Servicios | 48,795,621 | 0 | 0 | 0 | 0 | 48,795,621 | 1,886,605 | 1,886,605 | 46,909,016 | 46,909,016 |
| GF.1010104-06 | Bonificación especial de Recreacion. | 6,318,878 | 0 | 0 | 0 | 0 | 6,318,878 | 1,009,734 | 1,009,734 | 5,309,144 | 5,309,144 |
| GF.1010200 | Servicios Personales Indirectos | 1,516,359,600 | 0 | 0 | 0 | 0 | 1,516,359,600 | 804,438,279 | 804,438,279 | 711,921,321 | 711,921,321 |
| GF.1010200-01 | Honorarios | 168,820,260 | 0 | 0 | 0 | 0 | 168,820,260 | 96,372,000 | 96,372,000 | 72,448,260 | 72,448,260 |
| GF.1010200-02 | Remuneración de Servicios Técnicos | 1,347,539,340 | 0 | 0 | 0 | 0 | 1,347,539,340 | 708,066,279 | 708,066,279 | 639,473,061 | 639,473,061 |
| GF.1010300 | Contribuciones Nomina Sector Privado | 264,729,576 | 0 | 0 | 0 | 0 | 264,729,576 | 17,106,805 | 17,106,805 | 247,622,771 | 247,622,771 |
| GF.1010302 | Contribuciones Nomina Sector Privado con Situacion de Fondos | 264,729,576 | 0 | 0 | 0 | 0 | 264,729,576 | 17,106,805 | 17,106,805 | 247,622,771 | 247,622,771 |
| GF.1010302-01 | Aportes a Seguridad Social | 46,584,643 | 0 | 0 | 0 | 0 | 46,584,643 | 6,763,664 | 6,763,664 | 39,820,979 | 39,820,979 |
| GF.1010302-02 | Reserva Pensional | 13,108,568 | 0 | 0 | 0 | 0 | 13,108,568 | 2,598,825 | 2,598,825 | 10,509,743 | 10,509,743 |
| GF.1010302-03 | Reserva para Cesantías | 122,697,770 | 0 | 0 | 0 | 0 | 122,697,770 | 264,716 | 264,716 | 122,433,054 | 122,433,054 |
| GF.1010302-04 | Riesgos Profesionales | 28,527,871 | 0 | 0 | 0 | 0 | 28,527,871 | 3,644,200 | 3,644,200 | 24,883,671 | 24,883,671 |
| GF.1010302-05 | Caja de Compensación Familiar | 53,810,724 | 0 | 0 | 0 | 0 | 53,810,724 | 3,835,400 | 3,835,400 | 49,975,324 | 49,975,324 |
| GF.1010400 | Contribuciones Nomina Sector Público | 125,707,462 | 0 | 0 | 0 | 0 | 125,707,462 | 12,093,800 | 12,093,800 | 113,613,662 | 113,613,662 |
| GF.1010402 | Contribuciones Nomina Sector Publico con Situacion de Fondos | 125,707,462 | 0 | 0 | 0 | 0 | 125,707,462 | 12,093,800 | 12,093,800 | 113,613,662 | 113,613,662 |
| GF.1010402-01 | Aportes Seguridad Social | 0 | 0 | 0 | 0 | 0 | 0 | 0 | 0 | 0 | 0 |
| GF.1010402-02 | Reserva Pensional | 52,657,987 | 0 | 0 | 0 | 0 | 52,657,987 | 7,298,400 | 7,298,400 | 45,359,587 | 45,359,587 |
| GF.1010402-03 | Reserva para Cesantías | 5,786,068 | 0 | 0 | 0 | 0 | 5,786,068 | 0 | 0 | 5,786,068 | 5,786,068 |
| GF.1010402-04 | I.C.B.F. | 40,358,045 | 0 | 0 | 0 | 0 | 40,358,045 | 2,877,100 | 2,877,100 | 37,480,945 | 37,480,945 |
| GF.1010402-05 | SENA | 26,905,362 | 0 | 0 | 0 | 0 | 26,905,362 | 1,918,300 | 1,918,300 | 24,987,062 | 24,987,062 |
| GF.1020000 | GASTOS DE OPERACION | 7,431,943,456 | 0 | 0 | 0 | 0 | 7,431,943,456 | 537,347,231 | 537,347,231 | 6,894,596,225 | 6,894,596,225 |
| GF.1020100 | Servicios Personales Asociados a la Nómina | 2,907,210,694 | 0 | 0 | 0 | 0 | 2,907,210,694 | 193,547,216 | 193,547,216 | 2,713,663,478 | 2,713,663,478 |
| GF.1020101 | Sueldos | 2,263,454,832 | 0 | 0 | 0 | 0 | 2,263,454,832 | 151,827,790 | 151,827,790 | 2,111,627,042 | 2,111,627,042 |
| GF.1020104 | Otros | 643,755,862 | 0 | 0 | 0 | 0 | 643,755,862 | 41,719,426 | 41,719,426 | 602,036,436 | 602,036,436 |
| GF.1020104-01 | Bonificación Por Servicios Prestados | 69,316,680 | 0 | 0 | 0 | 0 | 69,316,680 | 9,146,119 | 9,146,119 | 60,170,561 | 60,170,561 |
| GF.1020104-02 | Vacaciones | 148,702,835 | 0 | 0 | 0 | 0 | 148,702,835 | 17,255,558 | 17,255,558 | 131,447,277 | 131,447,277 |
| GF.1020104-03 | Prima de Vacaciones | 101,388,305 | 0 | 0 | 0 | 0 | 101,388,305 | 13,622,810 | 13,622,810 | 87,765,495 | 87,765,495 |
| GF.1020104-04 | Prima de Navidad | 211,225,628 | 0 | 0 | 0 | 0 | 211,225,628 | 0 | 0 | 211,225,628 | 211,225,628 |
| GF.1020104-05 | Prima de Servicios | 100,547,665 | 0 | 0 | 0 | 0 | 100,547,665 | 0 | 0 | 100,547,665 | 100,547,665 |
| GF.1020104-06 | Bonificación especial de Recreacion. | 12,574,749 | 0 | 0 | 0 | 0 | 12,574,749 | 1,694,939 | 1,694,939 | 10,879,810 | 10,879,810 |
| GF.1020200 | Servicios Personales Indirectos | 3,461,410,176 | 0 | 0 | 0 | 0 | 3,461,410,176 | 289,082,636 | 289,082,636 | 3,172,327,540 | 3,172,327,540 |
| GF.1020200-01 | Remuneración Servicios Técnicos | 3,461,410,176 | 0 | 0 | 0 | 0 | 3,461,410,176 | 289,082,636 | 289,082,636 | 3,172,327,540 | 3,172,327,540 |
| GF.1020300 | Contribuciones Nómina Sector Privado | 673,445,415 | 0 | 0 | 0 | 0 | 673,445,415 | 29,596,729 | 29,596,729 | 643,848,686 | 643,848,686 |
| GF.1020302 | Contribuciones Nomina Sector Privado Con Situacion de Fondos | 673,445,415 | 0 | 0 | 0 | 0 | 673,445,415 | 29,596,729 | 29,596,729 | 643,848,686 | 643,848,686 |
| GF.1020302-01 | Aportes a Seguridad Social | 210,925,320 | 0 | 0 | 0 | 0 | 210,925,320 | 15,001,104 | 15,001,104 | 195,924,216 | 195,924,216 |
| GF.1020302-02 | Reserva Pensional | 87,022,051 | 0 | 0 | 0 | 0 | 87,022,051 | 5,265,525 | 5,265,525 | 81,756,526 | 81,756,526 |
| GF.1020302-03 | Reserva Para Cesantías | 211,335,317 | 0 | 0 | 0 | 0 | 211,335,317 | 0 | 0 | 211,335,317 | 211,335,317 |
| GF.1020302-04 | Riesgos Profesionales | 56,826,314 | 0 | 0 | 0 | 0 | 56,826,314 | 1,967,200 | 1,967,200 | 54,859,114 | 54,859,114 |
| GF.1020302-05 | Caja de Compensación Familiar | 107,336,413 | 0 | 0 | 0 | 0 | 107,336,413 | 7,362,900 | 7,362,900 | 99,973,513 | 99,973,513 |
| GF.1020400 | Contribuciones Nómina Sector Público | 389,877,171 | 0 | 0 | 0 | 0 | 389,877,171 | 25,120,650 | 25,120,650 | 364,756,521 | 364,756,521 |

EMPRESA SOCIAL DEL ESTADO BARRANCABERMEJA
EJECUCION DE GASTOS REGISTROS ACUMULADOS

Periodo comprendido entre: ENERO 01 DE 2022 y ENERO 31 DE 2022

| CODIGO PPTAL | DENOMINACION PPTAL | PPTO INICIAL | ADICIONES | REDUCCION | CREDITO | CONTRA CREDITOS | PPTO DEFINITIVO | ENERO | COMPROMISOS ACUMULADOS | SALDO POR EJECUTAR | SALDO POR COMPROMETER |
|---------------|--|---------------|-----------|-----------|------------|-----------------|-----------------|-------------|------------------------|--------------------|-----------------------|
| GF.2020400 | CUENTA POR PAGAR VIG ANTERIORES DE FUNCIONAMIENTO | 1,100,000,000 | 0 | 0 | 0 | 0 | 1,100,000,000 | 997,834,628 | 997,834,628 | 102,165,372 | 102,165,372 |
| GF.2020400-01 | CUENTA POR PAGAR VIG ANTERIORES DE FUNCIONAMIENTO | 1,100,000,000 | 0 | 0 | 0 | 0 | 1,100,000,000 | 997,834,628 | 997,834,628 | 102,165,372 | 102,165,372 |
| GG.3000000 | TRANSFERENCIAS CORRIENTES | 0 | 0 | 0 | 0 | 0 | 0 | 0 | 0 | 0 | 0 |
| GG.3400000 | OTRAS TRANSFERENCIAS | 0 | 0 | 0 | 0 | 0 | 0 | 0 | 0 | 0 | 0 |
| GG.3400100 | Sentencias y Conciliaciones | 0 | 0 | 0 | 0 | 0 | 0 | 0 | 0 | 0 | 0 |
| GO.4000000 | GASTOS DE OPERACION COMERCIAL Y DE PRESTACION DE SERVICI | 1,443,000,000 | 0 | 0 | 12,477,150 | 12,477,150 | 1,443,000,000 | 628,325,135 | 628,325,135 | 814,674,865 | 814,674,865 |
| GO.4100000 | GASTOS DE COMERCIALIZACION | 600,000,000 | 0 | 0 | 0 | 12,477,150 | 587,522,850 | 210,000,000 | 210,000,000 | 377,522,850 | 377,522,850 |
| GO.4100100 | Compra de Bienes para la Venta | 600,000,000 | 0 | 0 | 0 | 12,477,150 | 587,522,850 | 210,000,000 | 210,000,000 | 377,522,850 | 377,522,850 |
| GO.4100100-01 | Productos Farmacéuticos | 600,000,000 | 0 | 0 | 0 | 12,477,150 | 587,522,850 | 210,000,000 | 210,000,000 | 377,522,850 | 377,522,850 |
| GO.4200000 | GASTOS DE PRESTACION DE SERVICIOS | 743,000,000 | 0 | 0 | 12,477,150 | 0 | 755,477,150 | 341,977,150 | 341,977,150 | 413,500,000 | 413,500,000 |
| GO.4200100 | Compra de Bienes para la Prestación de Servicios | 440,000,000 | 0 | 0 | 12,477,150 | 0 | 452,477,150 | 211,477,150 | 211,477,150 | 241,000,000 | 241,000,000 |
| GO.4200100-01 | Material Médico-Quirúrgico | 200,000,000 | 0 | 0 | 0 | 0 | 200,000,000 | 90,000,000 | 90,000,000 | 110,000,000 | 110,000,000 |
| GO.4200100-02 | Material Odontológico | 30,000,000 | 0 | 0 | 0 | 0 | 30,000,000 | 20,000,000 | 20,000,000 | 10,000,000 | 10,000,000 |
| GO.4200100-03 | Material Laboratorio Clínico | 200,000,000 | 0 | 0 | 0 | 0 | 200,000,000 | 80,000,000 | 80,000,000 | 120,000,000 | 120,000,000 |
| GO.4200100-04 | Gases Medicinales-Oxigeno | 10,000,000 | 0 | 0 | 0 | 0 | 10,000,000 | 9,000,000 | 9,000,000 | 1,000,000 | 1,000,000 |
| GO.4200100-05 | Equipos e instrumental Medico-Quirurgico Odontológico y Laboratorio Clínico | 0 | 0 | 0 | 12,477,150 | 0 | 12,477,150 | 12,477,150 | 12,477,150 | 0 | 0 |
| GO.4200200 | COMPRA DE SERVICIOS PARA LA VENTA | 303,000,000 | 0 | 0 | 0 | 0 | 303,000,000 | 130,500,000 | 130,500,000 | 172,500,000 | 172,500,000 |
| GO.4200200-01 | Servicio de lavandería | 96,000,000 | 0 | 0 | 0 | 0 | 96,000,000 | 48,000,000 | 48,000,000 | 48,000,000 | 48,000,000 |
| GO.4200200-02 | Contratacion de Servicios Asistenciales | 207,000,000 | 0 | 0 | 0 | 0 | 207,000,000 | 82,500,000 | 82,500,000 | 124,500,000 | 124,500,000 |
| GO.4200300 | CUENTA POR PAGAR VIG ANTERIORES COMERCIALIZACION | 100,000,000 | 0 | 0 | 0 | 0 | 100,000,000 | 76,347,985 | 76,347,985 | 23,652,015 | 23,652,015 |
| GO.4200300-01 | CUENTA POR PAGAR VIG ANTERIORES COMERCIALIZACION | 100,000,000 | 0 | 0 | 0 | 0 | 100,000,000 | 76,347,985 | 76,347,985 | 23,652,015 | 23,652,015 |
| GO.4200400 | PASIVOS DE VIGENCIAS EXPIRADAS | 0 | 0 | 0 | 0 | 0 | 0 | 0 | 0 | 0 | 0 |
| GO.4200400-01 | PASIVOS DE VIGENCIAS EXPIRADAS DE OPERACION COMERCIAL Y DE PRESTACION DE SERVICIOS | 0 | 0 | 0 | 0 | 0 | 0 | 0 | 0 | 0 | 0 |
| GP.8000000 | GASTOS Y/O PROYECTOS DE INVERSION | 300,000,000 | 0 | 0 | 0 | 0 | 300,000,000 | 164,330,698 | 164,330,698 | 135,669,302 | 135,669,302 |
| GP.8001100 | PROYECTOS | 0 | 0 | 0 | 0 | 0 | 0 | 0 | 0 | 0 | 0 |
| GP.8001100-01 | Infraestructura Hospitalaria | 0 | 0 | 0 | 0 | 0 | 0 | 0 | 0 | 0 | 0 |
| GP.8001100-02 | Dotacion Hospitalaria | 0 | 0 | 0 | 0 | 0 | 0 | 0 | 0 | 0 | 0 |
| GP.8001100-03 | Otros Gastos de Inversion | 0 | 0 | 0 | 0 | 0 | 0 | 0 | 0 | 0 | 0 |
| GP.8002200 | CUENTA POR PAGAR VIG ANTERIORES INVERSION | 0 | 0 | 0 | 0 | 0 | 0 | 0 | 0 | 0 | 0 |
| GP.8002200-01 | CUENTA POR PAGAR VIG ANTERIORES INVERSION | 300,000,000 | 0 | 0 | 0 | 0 | 300,000,000 | 164,330,698 | 164,330,698 | 135,669,302 | 135,669,302 |
| GP.8003300 | PASIVOS DE VIGENCIAS EXPIRADAS | 0 | 0 | 0 | 0 | 0 | 0 | 0 | 0 | 0 | 0 |
| GP.8003300-01 | PASIVOS DE VIGENCIAS EXPIRADAS DE GASTOS Y/O PROYECTOS DE INVERSION | 0 | 0 | 0 | 0 | 0 | 0 | 0 | 0 | 0 | 0 |



ELISA FERNANDA PEÑA REYES
 Subdirectora Administrativa y Financiera

EMPRESA SOCIAL DEL ESTADO BARRANCABERMEJA
EJECUCION DE GASTOS OBLIGACIONES ACUMULADOS

Periodo comprendido entre: ENERO 01 DE 2022 y ENERO 31 DE 2022

| CODIGO PPTAL | DENOMINACION PPTAL | PPTO INICIAL | ADICIONES | REDUCCION | CREDITO | CONTRA CREDITOS | PPTO DEFINITIVO | ENERO | OBLIGACION ACUMULADAS | SALDO POR EJECUTAR | SALDO POR PAGAR |
|---------------|--|----------------|-----------|-----------|------------|-----------------|-----------------|---------------|-----------------------|--------------------|-----------------|
| G | PRESUPUESTO DE GASTOS | 16,823,805,546 | 0 | 0 | 44,242,742 | 44,242,742 | 16,823,805,546 | 2,101,261,647 | 2,101,261,647 | 12,770,145,902 | 850,983,008 |
| GF. | GASTOS DE FUNCIONAMIENTO | 15,080,805,546 | 0 | 0 | 31,765,592 | 31,765,592 | 15,080,805,546 | 1,881,673,838 | 1,881,673,838 | 11,819,801,735 | 753,254,318 |
| GF.1000000 | GASTOS DE PERSONAL | 10,796,220,382 | 0 | 0 | 0 | 0 | 10,796,220,382 | 712,732,315 | 712,732,315 | 9,321,424,421 | 468,741,588 |
| GF.1010000 | GASTOS DE ADMINISTRACION | 3,364,276,926 | 0 | 0 | 0 | 0 | 3,364,276,926 | 271,535,367 | 271,535,367 | 2,426,828,196 | 179,372,430 |
| GF.1010100 | Servicios Personales Asociados a la Nómina | 1,457,480,288 | 0 | 0 | 0 | 0 | 1,457,480,288 | 103,809,846 | 103,809,846 | 1,353,670,442 | 11,911,625 |
| GF.1010101 | Sueldos | 1,137,398,028 | 0 | 0 | 0 | 0 | 1,137,398,028 | 76,915,314 | 76,915,314 | 1,060,482,714 | 0 |
| GF.1010104 | Otros | 320,082,260 | 0 | 0 | 0 | 0 | 320,082,260 | 26,894,532 | 26,894,532 | 293,187,728 | 11,911,625 |
| GF.1010104-01 | Bonificación Por Servicios Prestados | 33,696,852 | 0 | 0 | 0 | 0 | 33,696,852 | 5,301,168 | 5,301,168 | 28,395,684 | 2,601,228 |
| GF.1010104-02 | Vacaciones | 74,548,864 | 0 | 0 | 0 | 0 | 74,548,864 | 10,640,556 | 10,640,556 | 63,908,308 | 4,925,988 |
| GF.1010104-03 | Prima de Vacaciones | 50,828,773 | 0 | 0 | 0 | 0 | 50,828,773 | 7,812,106 | 7,812,106 | 43,016,667 | 3,888,938 |
| GF.1010104-04 | Prima de Navidad | 105,893,272 | 0 | 0 | 0 | 0 | 105,893,272 | 244,363 | 244,363 | 105,648,909 | 0 |
| GF.1010104-05 | Prima de Servicios | 48,795,621 | 0 | 0 | 0 | 0 | 48,795,621 | 1,886,605 | 1,886,605 | 46,909,016 | 0 |
| GF.1010104-06 | Bonificación especial de Recreacion. | 6,318,878 | 0 | 0 | 0 | 0 | 6,318,878 | 1,009,734 | 1,009,734 | 5,309,144 | 495,471 |
| GF.1010200 | Servicios Personales Indirectos | 1,516,359,600 | 0 | 0 | 0 | 0 | 1,516,359,600 | 138,524,916 | 138,524,916 | 711,921,321 | 138,524,916 |
| GF.1010200-01 | Honorarios | 168,820,260 | 0 | 0 | 0 | 0 | 168,820,260 | 7,532,800 | 7,532,800 | 72,448,260 | 7,532,800 |
| GF.1010200-02 | Remuneración de Servicios Técnicos | 1,347,539,340 | 0 | 0 | 0 | 0 | 1,347,539,340 | 130,992,116 | 130,992,116 | 639,473,061 | 130,992,116 |
| GF.1010300 | Contribuciones Nomina Sector Privado | 264,729,576 | 0 | 0 | 0 | 0 | 264,729,576 | 17,106,805 | 17,106,805 | 247,622,771 | 16,842,089 |
| GF.1010302 | Contribuciones Nomina Sector Privado con Situacion de Fondos | 264,729,576 | 0 | 0 | 0 | 0 | 264,729,576 | 17,106,805 | 17,106,805 | 247,622,771 | 16,842,089 |
| GF.1010302-01 | Aportes a Seguridad Social | 46,584,643 | 0 | 0 | 0 | 0 | 46,584,643 | 6,763,664 | 6,763,664 | 39,820,979 | 6,763,664 |
| GF.1010302-02 | Reserva Pensional | 13,108,568 | 0 | 0 | 0 | 0 | 13,108,568 | 2,598,825 | 2,598,825 | 10,509,743 | 2,598,825 |
| GF.1010302-03 | Reserva para Cesantías | 122,697,770 | 0 | 0 | 0 | 0 | 122,697,770 | 264,716 | 264,716 | 122,433,054 | 0 |
| GF.1010302-04 | Riesgos Profesionales | 28,527,871 | 0 | 0 | 0 | 0 | 28,527,871 | 3,644,200 | 3,644,200 | 24,883,671 | 3,644,200 |
| GF.1010302-05 | Caja de Compensación Familiar | 53,810,724 | 0 | 0 | 0 | 0 | 53,810,724 | 3,835,400 | 3,835,400 | 49,975,324 | 3,835,400 |
| GF.1010400 | Contribuciones Nomina Sector Público | 125,707,462 | 0 | 0 | 0 | 0 | 125,707,462 | 12,093,800 | 12,093,800 | 113,613,662 | 12,093,800 |
| GF.1010402 | Contribuciones Nomina Sector Publico con Situacion de Fondos | 125,707,462 | 0 | 0 | 0 | 0 | 125,707,462 | 12,093,800 | 12,093,800 | 113,613,662 | 12,093,800 |
| GF.1010402-01 | Aportes Seguridad Social | 0 | 0 | 0 | 0 | 0 | 0 | 0 | 0 | 0 | 0 |
| GF.1010402-02 | Reserva Pensional | 52,657,987 | 0 | 0 | 0 | 0 | 52,657,987 | 7,298,400 | 7,298,400 | 45,359,587 | 7,298,400 |
| GF.1010402-03 | Reserva para Cesantías | 5,786,068 | 0 | 0 | 0 | 0 | 5,786,068 | 0 | 0 | 5,786,068 | 0 |
| GF.1010402-04 | I.C.B.F. | 40,358,045 | 0 | 0 | 0 | 0 | 40,358,045 | 2,877,100 | 2,877,100 | 37,480,945 | 2,877,100 |
| GF.1010402-05 | SENA | 26,905,362 | 0 | 0 | 0 | 0 | 26,905,362 | 1,918,300 | 1,918,300 | 24,987,062 | 1,918,300 |
| GF.1020000 | GASTOS DE OPERACION | 7,431,943,456 | 0 | 0 | 0 | 0 | 7,431,943,456 | 441,196,948 | 441,196,948 | 6,894,596,225 | 289,369,158 |
| GF.1020100 | Servicios Personales Asociados a la Nómina | 2,907,210,694 | 0 | 0 | 0 | 0 | 2,907,210,694 | 193,547,216 | 193,547,216 | 2,713,663,478 | 41,719,426 |
| GF.1020101 | Sueldos | 2,263,454,832 | 0 | 0 | 0 | 0 | 2,263,454,832 | 151,827,790 | 151,827,790 | 2,111,627,042 | 0 |
| GF.1020104 | Otros | 643,755,862 | 0 | 0 | 0 | 0 | 643,755,862 | 41,719,426 | 41,719,426 | 602,036,436 | 41,719,426 |
| GF.1020104-01 | Bonificación Por Servicios Prestados | 69,316,680 | 0 | 0 | 0 | 0 | 69,316,680 | 9,146,119 | 9,146,119 | 60,170,561 | 9,146,119 |
| GF.1020104-02 | Vacaciones | 148,702,835 | 0 | 0 | 0 | 0 | 148,702,835 | 17,255,558 | 17,255,558 | 131,447,277 | 17,255,558 |
| GF.1020104-03 | Prima de Vacaciones | 101,388,305 | 0 | 0 | 0 | 0 | 101,388,305 | 13,622,810 | 13,622,810 | 87,765,495 | 13,622,810 |
| GF.1020104-04 | Prima de Navidad | 211,225,628 | 0 | 0 | 0 | 0 | 211,225,628 | 0 | 0 | 211,225,628 | 0 |
| GF.1020104-05 | Prima de Servicios | 100,547,665 | 0 | 0 | 0 | 0 | 100,547,665 | 0 | 0 | 100,547,665 | 0 |
| GF.1020104-06 | Bonificación especial de Recreacion. | 12,574,749 | 0 | 0 | 0 | 0 | 12,574,749 | 1,694,939 | 1,694,939 | 10,879,810 | 1,694,939 |
| GF.1020200 | Servicios Personales Indirectos | 3,461,410,176 | 0 | 0 | 0 | 0 | 3,461,410,176 | 192,932,353 | 192,932,353 | 3,172,327,540 | 192,932,353 |
| GF.1020200-01 | Remuneración Servicios Técnicos | 3,461,410,176 | 0 | 0 | 0 | 0 | 3,461,410,176 | 192,932,353 | 192,932,353 | 3,172,327,540 | 192,932,353 |
| GF.1020300 | Contribuciones Nómina Sector Privado | 673,445,415 | 0 | 0 | 0 | 0 | 673,445,415 | 29,596,729 | 29,596,729 | 643,848,686 | 29,596,729 |
| GF.1020302 | Contribuciones Nomina Sector Privado Con Situacion de Fondos | 673,445,415 | 0 | 0 | 0 | 0 | 673,445,415 | 29,596,729 | 29,596,729 | 643,848,686 | 29,596,729 |
| GF.1020302-01 | Aportes a Seguridad Social | 210,925,320 | 0 | 0 | 0 | 0 | 210,925,320 | 15,001,104 | 15,001,104 | 195,924,216 | 15,001,104 |
| GF.1020302-02 | Reserva Pensional | 87,022,051 | 0 | 0 | 0 | 0 | 87,022,051 | 5,265,525 | 5,265,525 | 81,756,526 | 5,265,525 |
| GF.1020302-03 | Reserva Para Cesantías | 211,335,317 | 0 | 0 | 0 | 0 | 211,335,317 | 0 | 0 | 211,335,317 | 0 |
| GF.1020302-04 | Riesgos Profesionales | 56,826,314 | 0 | 0 | 0 | 0 | 56,826,314 | 1,967,200 | 1,967,200 | 54,859,114 | 1,967,200 |
| GF.1020302-05 | Caja de Compensación Familiar | 107,336,413 | 0 | 0 | 0 | 0 | 107,336,413 | 7,362,900 | 7,362,900 | 99,973,513 | 7,362,900 |
| GF.1020400 | Contribuciones Nómina Sector Público | 389,877,171 | 0 | 0 | 0 | 0 | 389,877,171 | 25,120,650 | 25,120,650 | 364,756,521 | 25,120,650 |
| GF.1020402 | Contribuciones Nómina Sector Público con Situación de Fondos | 389,877,171 | 0 | 0 | 0 | 0 | 389,877,171 | 25,120,650 | 25,120,650 | 364,756,521 | 25,120,650 |

EMPRESA SOCIAL DEL ESTADO BARRANCABERMEJA
EJECUCION DE GASTOS OBLIGACIONES ACUMULADOS


Período comprendido entre: ENERO 01 DE 2022 y ENERO 31 DE 2022

| CODIGO PPTAL | DENOMINACION PPTAL | PPTO INICIAL | ADICIONES | REDUCCION | CREDITO | CONTRA CREDITOS | PPTO DEFINITIVO | ENERO | OBLIGACION ACUMULADAS | SALDO POR EJECUTAR | SALDO POR PAGAR |
|-----------------|---|---------------|-----------|-----------|------------|-----------------|-----------------|---------------|-----------------------|--------------------|-----------------|
| GF.1020402-01. | Aportes Seguridad Social | 0 | 0 | 0 | 0 | 0 | 0 | 0 | 0 | 0 | 0 |
| GF.1020402-02 | Reserva Pensional | 210,754,872 | 0 | 0 | 0 | 0 | 210,754,872 | 15,914,450 | 0 | 0 | 0 |
| GF.1020402-03 | Reserva Para cesantías | 44,951,780 | 0 | 0 | 0 | 0 | 44,951,780 | 0 | 15,914,450 | 194,840,422 | 15,914,450 |
| GF.1020402-04 | I.C.B.F | 80,502,312 | 0 | 0 | 0 | 0 | 80,502,312 | 0 | 0 | 44,951,780 | 0 |
| GF.1020402-05 | SENA | 53,668,207 | 0 | 0 | 0 | 0 | 53,668,207 | 5,522,900 | 5,522,900 | 74,979,412 | 5,522,900 |
| GF.1030000 | PASIVOS PSFF | 0 | 0 | 0 | 0 | 0 | 0 | 3,683,300 | 3,683,300 | 49,984,907 | 3,683,300 |
| GF.1030100 | ACREEDORES LABORALES | 0 | 0 | 0 | 0 | 0 | 0 | 0 | 0 | 0 | 0 |
| GF.2000000 | GASTOS GENERALES | 3,184,585,164 | 0 | 0 | 31,765,592 | 31,765,592 | 3,184,585,164 | 0 | 0 | 0 | 0 |
| GF.2010000 | GASTOS DE ADMINISTRACION | 389,023,520 | 0 | 0 | 0 | 0 | 389,023,520 | 193,155,142 | 193,155,142 | 2,396,211,942 | 130,235,933 |
| GF.2010100 | Adquisición de Bienes | 62,400,000 | 0 | 0 | 0 | 0 | 62,400,000 | 40,999,905 | 40,999,905 | 283,094,581 | 29,933,638 |
| GF.2010100-01 | Compra de Equipos | 0 | 0 | 0 | 0 | 0 | 0 | 2,076,669 | 2,076,669 | 42,200,000 | 2,076,669 |
| GF.2010100-02 | Materiales y Suministro | 62,400,000 | 0 | 0 | 0 | 0 | 62,400,000 | 0 | 0 | 0 | 0 |
| GF.2010200 | Adquisición de Servicios | 316,623,520 | 0 | 0 | 0 | 0 | 316,623,520 | 2,076,669 | 2,076,669 | 42,200,000 | 2,076,669 |
| GF.2010200-01 | Mantenimiento | 56,455,520 | 0 | 0 | 0 | 0 | 56,455,520 | 38,849,769 | 38,849,769 | 230,968,048 | 27,856,969 |
| GF.2010200-0101 | Mantenimiento y Reparaciones General | 3,000,000 | 0 | 0 | 0 | 0 | 3,000,000 | 11,758,007 | 11,758,007 | 34,096,118 | 11,758,007 |
| GF.2010200-0102 | Servicio de Aseo | 24,455,520 | 0 | 0 | 0 | 0 | 24,455,520 | 0 | 0 | 0 | 0 |
| GF.2010200-0103 | Gastos de Computador | 5,000,000 | 0 | 0 | 0 | 0 | 5,000,000 | 9,471,217 | 9,471,217 | 11,096,118 | 9,471,217 |
| GF.2010200-0104 | Combustibles, lubricantes y Llantas | 24,000,000 | 0 | 0 | 0 | 0 | 24,000,000 | 0 | 0 | 5,000,000 | 0 |
| GF.2010200-02 | Servicios Públicos | 67,560,000 | 0 | 0 | 0 | 0 | 67,560,000 | 2,286,790 | 2,286,790 | 18,000,000 | 2,286,790 |
| GF.2010200-03 | Seguros | 15,000,000 | 0 | 0 | 0 | 0 | 15,000,000 | 7,180,693 | 7,180,693 | 60,379,307 | 7,180,693 |
| GF.2010200-04 | Impresos y Publicaciones | 6,000,000 | 0 | 0 | 0 | 0 | 6,000,000 | 10,992,800 | 10,992,800 | 0 | 0 |
| GF.2010200-05 | Comunicaciones y Transporte | 62,208,000 | 0 | 0 | 0 | 0 | 62,208,000 | 0 | 0 | 6,000,000 | 0 |
| GF.2010200-06 | Viáticos y Gastos de Viaje | 10,000,000 | 0 | 0 | 0 | 0 | 10,000,000 | 4,838,400 | 4,838,400 | 41,472,000 | 4,838,400 |
| GF.2010200-07 | Bienestar Social | 5,000,000 | 0 | 0 | 0 | 0 | 5,000,000 | 0 | 0 | 10,000,000 | 0 |
| GF.2010200-08 | Capacitación | 10,000,000 | 0 | 0 | 0 | 0 | 10,000,000 | 0 | 0 | 5,000,000 | 0 |
| GF.2010200-09 | Arrendamientos | 0 | 0 | 0 | 0 | 0 | 0 | 0 | 0 | 10,000,000 | 0 |
| GF.2010200-10 | Servicios de Vigilancia | 83,400,000 | 0 | 0 | 0 | 0 | 83,400,000 | 0 | 0 | 0 | 0 |
| GF.2010200-11 | Salud ocupacional | 1,000,000 | 0 | 0 | 0 | 0 | 1,000,000 | 4,079,869 | 4,079,869 | 64,020,623 | 4,079,869 |
| GF.2010300 | Otros Gastos Generales | 10,000,000 | 0 | 0 | 0 | 0 | 10,000,000 | 0 | 0 | 0 | 0 |
| GF.2010300-01 | Comisiones, Intereses y Gastos | 10,000,000 | 0 | 0 | 0 | 0 | 10,000,000 | 73,467 | 73,467 | 9,926,533 | 0 |
| GF.2020000 | GASTOS DE OPERACION | 2,795,561,644 | 0 | 0 | 0 | 0 | 2,795,561,644 | 73,467 | 73,467 | 9,926,533 | 0 |
| GF.2020100 | Adquisición de Bienes | 156,000,000 | 0 | 0 | 31,765,592 | 31,765,592 | 156,000,000 | 2,795,561,644 | 152,155,237 | 2,113,117,361 | 100,302,295 |
| GF.2020102 | Otros | 156,000,000 | 0 | 0 | 24,912,650 | 24,912,650 | 156,000,000 | 0 | 0 | 46,087,350 | 0 |
| GF.2020102-01 | Compra de Equipo | 0 | 0 | 0 | 24,912,650 | 24,912,650 | 0 | 0 | 0 | 46,087,350 | 0 |
| GF.2020102-02 | Materiales y Suministros | 156,000,000 | 0 | 0 | 0 | 0 | 24,912,650 | 0 | 0 | 0 | 0 |
| GF.2020200 | Adquisición de Servicios | 2,639,561,644 | 0 | 0 | 0 | 0 | 131,087,350 | 0 | 0 | 46,087,350 | 0 |
| GF.2020200-01 | Mantenimiento | 658,869,480 | 0 | 0 | 6,852,942 | 6,852,942 | 2,639,561,644 | 152,155,237 | 152,155,237 | 2,067,030,011 | 100,302,295 |
| GF.2020200-0101 | Mantenimiento y Reparacion generale | 251,036,698 | 0 | 0 | 0 | 0 | 658,869,480 | 17,727,482 | 17,727,482 | 353,576,938 | 17,727,482 |
| GF.2020200-0102 | servicio de Aseo | 366,832,782 | 0 | 0 | 0 | 0 | 251,036,698 | 0 | 0 | 135,736,698 | 0 |
| GF.2020200-0103 | Gastos de Computador | 5,000,000 | 0 | 0 | 0 | 0 | 366,832,782 | 17,727,482 | 17,727,482 | 190,840,240 | 17,727,482 |
| GF.2020200-0104 | Combustibles, lubricantes y llantas | 36,000,000 | 0 | 0 | 0 | 0 | 5,000,000 | 0 | 0 | 5,000,000 | 0 |
| GF.2020200-02 | Servicios Públicos | 673,632,000 | 0 | 0 | 0 | 0 | 36,000,000 | 0 | 0 | 22,000,000 | 0 |
| GF.2020200-03 | Seguros | 45,000,000 | 0 | 0 | 0 | 0 | 673,632,000 | 55,950,424 | 55,950,424 | 617,681,576 | 55,950,424 |
| GF.2020200-04 | Impresos y Publicaciones | 674,872,164 | 0 | 0 | 6,852,942 | 6,852,942 | 51,852,942 | 51,852,942 | 51,852,942 | 0 | 0 |
| GF.2020200-05 | Comunicaciones y Transporte | 85,148,000 | 0 | 0 | 0 | 0 | 668,019,222 | 0 | 0 | 640,019,222 | 0 |
| GF.2020200-06 | Imprevistos | 10,000,000 | 0 | 0 | 0 | 0 | 85,148,000 | 5,726,070 | 5,726,070 | 63,524,330 | 5,726,070 |
| GF.2020200-09 | Bienestar Social | 5,000,000 | 0 | 0 | 0 | 0 | 10,000,000 | 0 | 0 | 9,000,000 | 0 |
| GF.2020200-10 | Capacitación | 5,000,000 | 0 | 0 | 0 | 0 | 5,000,000 | 0 | 0 | 5,000,000 | 0 |
| GF.2020200-11 | Servicio de Vigilancia | 479,040,000 | 0 | 0 | 0 | 0 | 5,000,000 | 0 | 0 | 5,000,000 | 0 |
| GF.2020200-12 | Salud ocupacional | 3,000,000 | 0 | 0 | 0 | 0 | 479,040,000 | 20,898,319 | 20,898,319 | 373,227,945 | 20,898,319 |
| GF.2020300 | OTROS GASTOS GENERALES | 0 | 0 | 0 | 0 | 0 | 3,000,000 | 0 | 0 | 0 | 0 |
| GF.2020300-01 | Pasivos de Vigencia expiradas | 0 | 0 | 0 | 0 | 0 | 0 | 0 | 0 | 0 | 0 |
| GF.2020400 | CUENTA POR PAGAR VIG ANTERIORES DE FUNCIONAMIENTO | 1,100,000,000 | 0 | 0 | 0 | 0 | 1,100,000,000 | 975,786,381 | 975,786,381 | 102,165,372 | 154,276,797 |
| GF.2020400-01 | CUENTA POR PAGAR VIG ANTERIORES DE FUNCIONAMIENTO | 1,100,000,000 | 0 | 0 | 0 | 0 | 1,100,000,000 | 975,786,381 | 975,786,381 | 102,165,372 | 154,276,797 |

EMPRESA SOCIAL DEL ESTADO BARRANCABERMEJA
EJECUCION DE GASTOS OBLIGACIONES ACUMULADOS

Periodo comprendido entre: ENERO 01 DE 2022 y ENERO 31 DE 2022

| CODIGO PPTAL | DENOMINACION PPTAL | PPTO INICIAL | ADICIONES | REDUCCION | CREDITO | CONTRA CREDITOS | PPTO DEFINITIVO | ENERO | OBLIGACION ACUMULADAS | SALDO POR EJECUTAR | SALDO POR PAGAR |
|---------------|--|---------------|-----------|-----------|------------|-----------------|-----------------|-------------|-----------------------|--------------------|-----------------|
| GG.3000000 | TRANSFERENCIAS CORRIENTES | 0 | 0 | 0 | 0 | 0 | 0 | 0 | 0 | 0 | 0 |
| GG.3400000 | OTRAS TRANSFERENCIAS | 0 | 0 | 0 | 0 | 0 | 0 | 0 | 0 | 0 | 0 |
| GG.3400100 | Sentencias y Conciliaciones | 0 | 0 | 0 | 0 | 0 | 0 | 0 | 0 | 0 | 0 |
| GO.4000000 | GASTOS DE OPERACION COMERCIAL Y DE PRESTACION DE SERVICIOS | 1,443,000,000 | 0 | 0 | 12,477,150 | 12,477,150 | 1,443,000,000 | 119,839,827 | 119,839,827 | 814,674,865 | 57,617,206 |
| GO.4100000 | GASTOS DE COMERCIALIZACION | 600,000,000 | 0 | 0 | 0 | 12,477,150 | 587,522,850 | 40,911,014 | 40,911,014 | 377,522,850 | 40,911,014 |
| GO.4100100 | Compra de Bienes para la Venta | 600,000,000 | 0 | 0 | 0 | 12,477,150 | 587,522,850 | 40,911,014 | 40,911,014 | 377,522,850 | 40,911,014 |
| GO.4100100-01 | Productos Farmacéuticos | 600,000,000 | 0 | 0 | 0 | 12,477,150 | 587,522,850 | 40,911,014 | 40,911,014 | 377,522,850 | 40,911,014 |
| GO.4200000 | GASTOS DE PRESTACION DE SERVICIOS | 743,000,000 | 0 | 0 | 12,477,150 | 0 | 755,477,150 | 8,747,978 | 8,747,978 | 413,500,000 | 8,747,978 |
| GO.4200100 | Compra de Bienes para la Prestación de Servicios | 440,000,000 | 0 | 0 | 12,477,150 | 0 | 452,477,150 | 552,143 | 552,143 | 241,000,000 | 552,143 |
| GO.4200100-01 | Material Médico-Quirúrgico | 200,000,000 | 0 | 0 | 0 | 0 | 200,000,000 | 552,143 | 552,143 | 110,000,000 | 552,143 |
| GO.4200100-02 | Material Odontológico | 30,000,000 | 0 | 0 | 0 | 0 | 30,000,000 | 0 | 0 | 10,000,000 | 0 |
| GO.4200100-03 | Material Laboratorio Clínico | 200,000,000 | 0 | 0 | 0 | 0 | 200,000,000 | 0 | 0 | 120,000,000 | 0 |
| GO.4200100-04 | Gases Medicinales-Oxígeno | 10,000,000 | 0 | 0 | 0 | 0 | 10,000,000 | 0 | 0 | 1,000,000 | 0 |
| GO.4200100-05 | Equipos e instrumental Medico-Quirurgico Odontológico y Laboratorio Clínico | 0 | 0 | 0 | 12,477,150 | 0 | 12,477,150 | 0 | 0 | 0 | 0 |
| GO.4200200 | COMPRA DE SERVICIOS PARA LA VENTA | 303,000,000 | 0 | 0 | 0 | 0 | 303,000,000 | 8,195,835 | 8,195,835 | 172,500,000 | 8,195,835 |
| GO.4200200-01 | Servicio de lavandería | 96,000,000 | 0 | 0 | 0 | 0 | 96,000,000 | 8,195,835 | 8,195,835 | 48,000,000 | 8,195,835 |
| GO.4200200-02 | Contratación de Servicios Asistenciales | 207,000,000 | 0 | 0 | 0 | 0 | 207,000,000 | 0 | 0 | 124,500,000 | 0 |
| GO.4200300 | CUENTA POR PAGAR VIG ANTERIORES COMERCIALIZACION | 100,000,000 | 0 | 0 | 0 | 0 | 100,000,000 | 70,180,835 | 70,180,835 | 23,652,015 | 7,958,214 |
| GO.4200300-01 | CUENTA POR PAGAR VIG ANTERIORES COMERCIALIZACION | 100,000,000 | 0 | 0 | 0 | 0 | 100,000,000 | 70,180,835 | 70,180,835 | 23,652,015 | 7,958,214 |
| GO.4200400 | PASIVOS DE VIGENCIAS EXPIRADAS | 0 | 0 | 0 | 0 | 0 | 0 | 0 | 0 | 0 | 0 |
| GO.4200400-01 | PASIVOS DE VIGENCIAS EXPIRADAS DE OPERACION COMERCIAL Y DE PRESTACION DE SERVICIOS | 0 | 0 | 0 | 0 | 0 | 0 | 0 | 0 | 0 | 0 |
| GP.8000000 | GASTOS Y/O PROYECTOS DE INVERSION | 300,000,000 | 0 | 0 | 0 | 0 | 300,000,000 | 99,747,982 | 99,747,982 | 135,669,302 | 40,111,484 |
| GP.8001100 | PROYECTOS | 0 | 0 | 0 | 0 | 0 | 0 | 0 | 0 | 0 | 0 |
| GP.8001100-01 | Infraestructura Hospitalaria | 0 | 0 | 0 | 0 | 0 | 0 | 0 | 0 | 0 | 0 |
| GP.8001100-02 | Dotación Hospitalaria | 0 | 0 | 0 | 0 | 0 | 0 | 0 | 0 | 0 | 0 |
| GP.8001100-03 | Otros Gastos de Inversión | 0 | 0 | 0 | 0 | 0 | 0 | 0 | 0 | 0 | 0 |
| GP.8002200 | CUENTA POR PAGAR VIG ANTERIORES INVERSION | 0 | 0 | 0 | 0 | 0 | 0 | 0 | 0 | 0 | 0 |
| GP.8002200-01 | CUENTA POR PAGAR VIG ANTERIORES INVERSION | 300,000,000 | 0 | 0 | 0 | 0 | 300,000,000 | 99,747,982 | 99,747,982 | 135,669,302 | 40,111,484 |
| GP.8003300 | PASIVOS DE VIGENCIAS EXPIRADAS | 0 | 0 | 0 | 0 | 0 | 0 | 0 | 0 | 0 | 0 |
| GP.8003300-01 | PASIVOS DE VIGENCIAS EXPIRADAS DE GASTOS Y/O PROYECTOS DE INVERSION | 0 | 0 | 0 | 0 | 0 | 0 | 0 | 0 | 0 | 0 |



ELISA FERNANDA PEÑA REYES
 Subdirectora Administrativa y Financiera